



South Carolina Domestic Violence Fatality Report

**Silent Witness Statistical Report on Victims of Domestic Murder
from 2018**

**Monique Garvin
October 1, 2019**

This year's ceremony will mark the twenty-second anniversary of Silent Witness.

In 2018, there were a total of 41 people murdered by a household member, according to the South Carolina¹² definition. Of those 41 people, 30 were women, constituting 73 percent of the total, and 11 were men, constituting 27 percent of the total.

The demographics of the victims were as follows: 51.2 percent were White, 46.3 percent were African American and 2.4 percent were Hispanic/Latino. The average age of these victims was 37 years old.

The Office of the Attorney General, through its VAWA program, collected the data by contacting every sheriff's office, coroner's office, police department and solicitor's office in the state. Those offices were provided with a victim information sheet to complete and asked to provide any incident reports related to domestic homicide victims. As always, these offices were gracious and provided this Office with an abundance of information. In addition, all information was cross-checked for accuracy with the records of the South Carolina Law Enforcement Division.

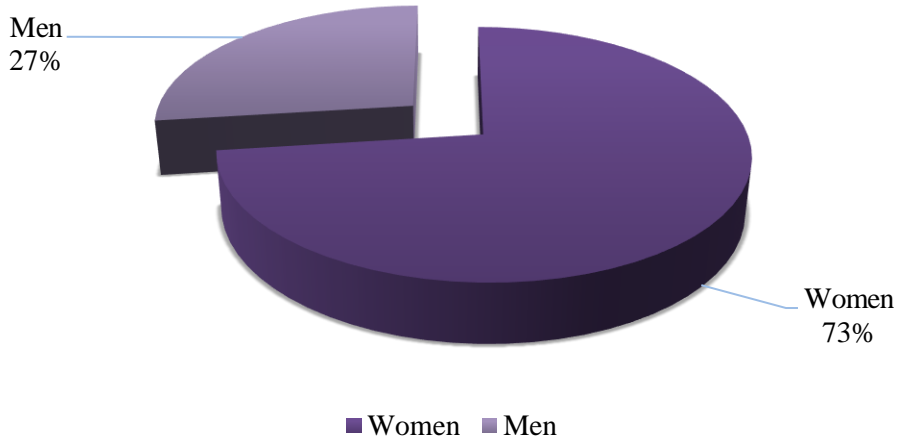
Twenty-six counties reported one or more domestic homicides for 2018.

Guns were the primary weapon used in these homicides. In 63.4 percent of the cases, a gunshot wound was listed as the primary cause of death. Knives were used in 19.5 percent of the cases; 9.7 percent from striking by or against a fist or object; 4.8 percent were from strangulation, and 2.4 percent from other causes. Trial is pending for murder in 28 cases, 11 suspects died by suicide and 2 defendants pled guilty.

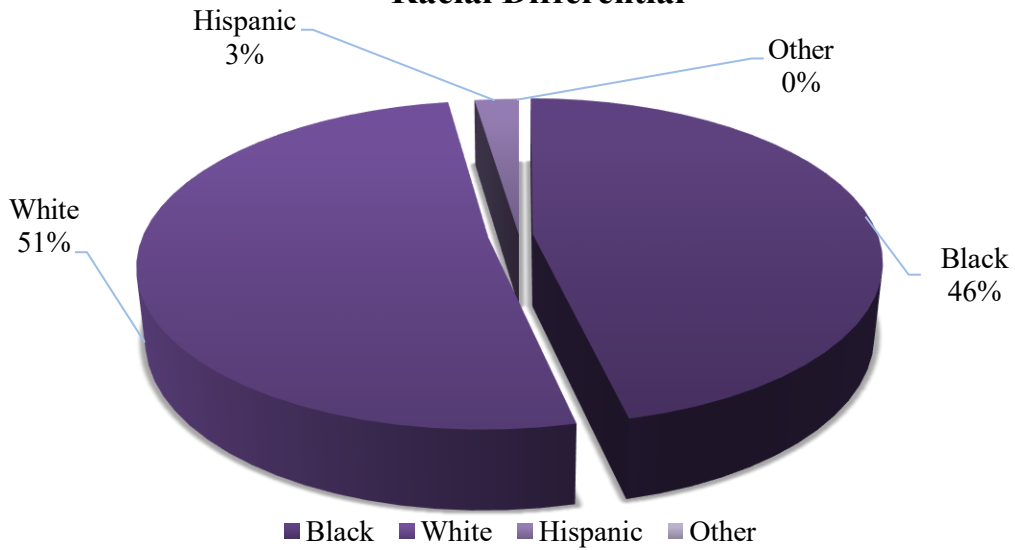
Following this summary are county-by-county statistics and statewide graphs depicting the statistics mentioned in this report.

¹²S.C. Code §16-25-10 defines "household members" as spouses, former spouses, persons who have a child in common, or a male and female who are cohabiting or formerly have cohabited.

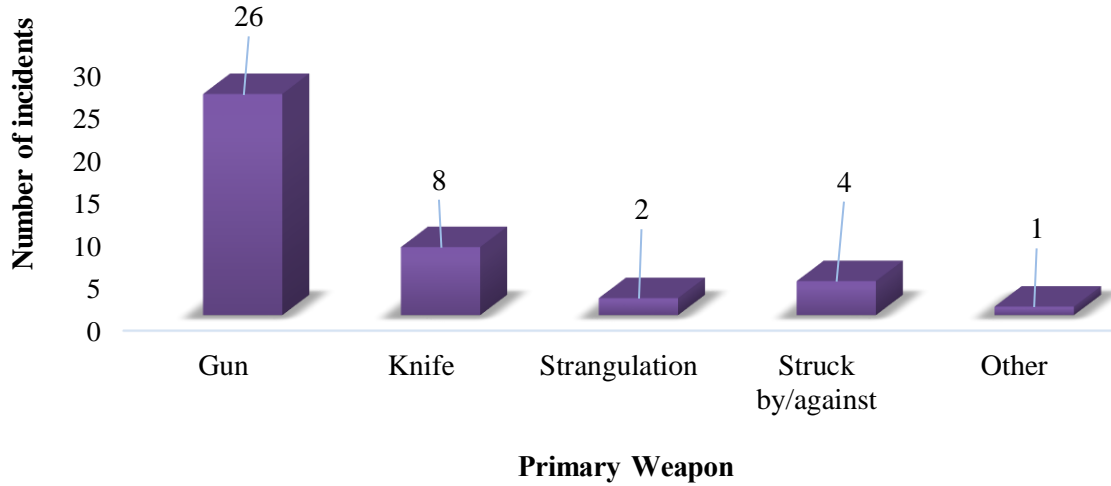
**2018 Domestic Violence Homicides
State of South Carolina
Gender Differential**



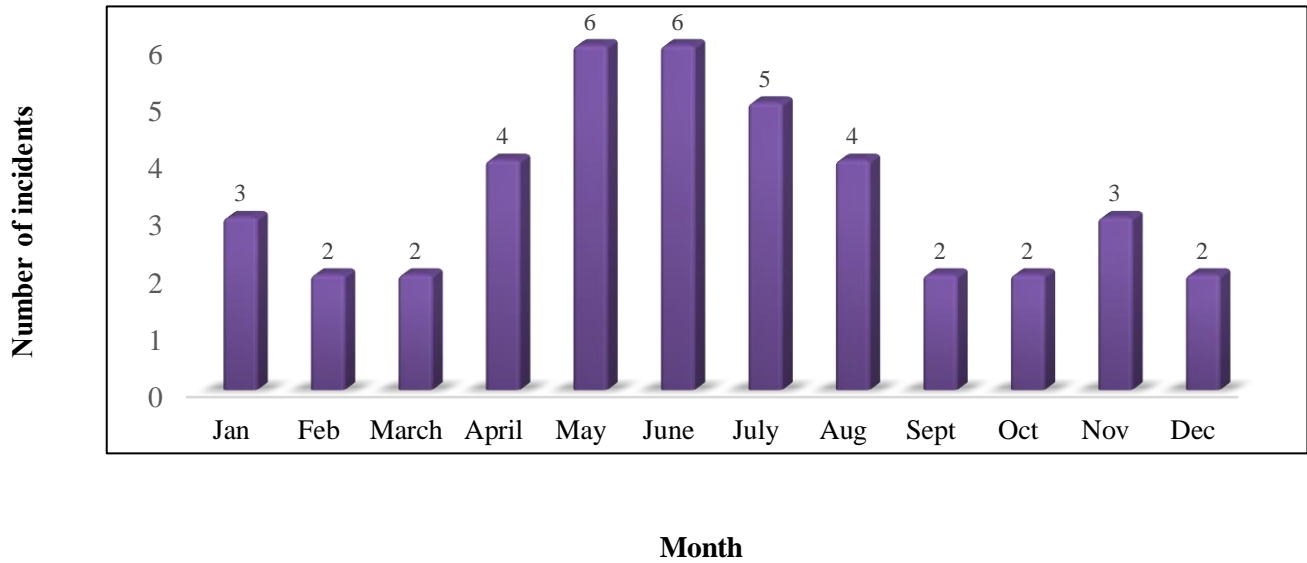
**2018 Domestic Violence Homicides
State of South Carolina
Racial Differential**



2018 Domestic Violence Homicides State of South Carolina Primary Weapon Differential



2018 Domestic Violence Homicides State of South Carolina Month Differential



County
Statistics

Abbeville

| | | | | | | | |
|----------------|---|---------|---|----------------------|---|----------|----|
| Women: | 1 | Men: | 0 | Total: | 0 | Avg Age: | 54 |
| Whites: | 1 | Blacks: | 0 | Hispanic/Other: | 0 | | |
| Gun: | 0 | Knife: | 1 | Struck by/Against | 0 | | |
| Strangulation: | | Other: | 0 | | | | |

Aiken

| | | | | | | | |
|----------------|---|---------|---|----------------------|---|----------|----|
| Women: | 2 | Men: | 1 | Total: | 3 | Avg Age: | 28 |
| Whites: | 2 | Blacks: | 1 | Hispanic/Other: | 0 | | |
| Gun: | 2 | Knife: | 0 | Struck by/Against | 1 | | |
| Strangulation: | | Other: | 0 | | | | |

Allendale

| | | | | | | | |
|----------------|---|---------|---|----------------------|---|----------|-----|
| Women: | 0 | Men: | 0 | Total: | 0 | Avg Age: | N/A |
| Whites: | 0 | Blacks: | 0 | Hispanic/Other: | 0 | | |
| Gun: | 0 | Knife: | 0 | Struck by/Against | 0 | | |
| Strangulation: | | Other: | 0 | | | | |

Anderson

| | | | | | | | |
|----------------|---|---------|---|----------------------|---|----------|----|
| Women: | 1 | Men: | 1 | Total: | 1 | Avg Age: | 25 |
| Whites: | 1 | Blacks: | 0 | Hispanic/Other: | 0 | | |
| Gun: | 0 | Knife: | 1 | Struck by/Against | 0 | | |
| Strangulation: | | Other: | 1 | | | | |

Bamberg

| | | | | | | | |
|----------------|---|---------|---|----------------------|---|----------|-----|
| Women: | 0 | Men: | 0 | Total: | 0 | Avg Age: | N/A |
| Whites: | 0 | Blacks: | 0 | Hispanic/Other: | 0 | | |
| Gun: | 0 | Knife: | 0 | Struck by/Against | 0 | | |
| Strangulation: | | Other: | 0 | | | | |

Barnwell

| | | | | | | | |
|----------------|---|---------|---|----------------------|---|----------|-----|
| Women: | 0 | Men: | 0 | Total: | 0 | Avg Age: | N/A |
| Whites: | 0 | Blacks: | 0 | Hispanic/Other: | 0 | | |
| Gun: | 0 | Knife: | 0 | Struck by/Against | 0 | | |
| Strangulation: | | Other: | 0 | | | | |

Beaufort

| | | | | | | | |
|----------------|---|----------------------|---|----------------------|---|----------|-----|
| Women: | 0 | Men: | 0 | Total: | 0 | Avg Age: | N/A |
| Whites: | 0 | Blacks: | 1 | Hispanic/Other: | 0 | | |
| Gun: | 0 | Knife: | 0 | Struck by/Against | 1 | | |
| Strangulation: | | Other: | 0 | | | | |
| : | | Trial pending-murder | | | | | |

Berkeley

| | | | | | | | |
|----------------|---|---------|---|----------------------|---|----------|----|
| Women: | 0 | Men: | 1 | Total: | 1 | Avg Age: | 37 |
| Whites: | 0 | Blacks: | 1 | Hispanic/Other: | 0 | | |
| Gun: | 0 | Knife: | 0 | Struck by/Against | 0 | | |
| Strangulation: | | Other: | 0 | | | | |
| : | | | | | | | |

Calhoun

| | | | | | | | |
|----------------|---|---------|---|----------------------|---|----------|-----|
| Women: | 0 | Men: | 0 | Total: | 0 | Avg Age: | N/A |
| Whites: | 0 | Blacks: | 0 | Hispanic/Other: | 0 | | |
| Gun: | 0 | Knife: | 0 | Struck by/Against | 0 | | |
| Strangulation: | | Other: | 0 | | | | |
| : | | | | | | | |

Charleston

| | | | | | | | |
|----------------|---|---------|---|----------------------|---|----------|----|
| Women: | 1 | Men: | 0 | Total: | 1 | Avg Age: | 41 |
| Whites: | 0 | Blacks: | 0 | Hispanic/Other: | 0 | | |
| Gun: | 0 | Knife: | 1 | Struck by/Against | 0 | | |
| Strangulation: | | Other: | 0 | | | | |
| : | | | | | | | |

Cherokee

| | | | | | | | |
|----------------|---|---------|---|----------------------|---|----------|----|
| Women: | 1 | Men: | 1 | Total: | 2 | Avg Age: | 37 |
| Whites: | 1 | Blacks: | 2 | Hispanic/Other: | 0 | | |
| Gun: | 0 | Knife: | 1 | Struck by/Against | 1 | | |
| Strangulation: | 1 | Other: | 0 | | | | |
| : | | | | | | | |

Chester

| | | | | | | | |
|----------------|---|---------|---|----------------------|---|----------|-----|
| Women: | 0 | Men: | 0 | Total: | 0 | Avg Age: | N/A |
| Whites: | 0 | Blacks: | 0 | Hispanic/Other: | 0 | | |
| Gun: | 0 | Knife: | 0 | Struck by/Against | 0 | | |
| Strangulation: | | Other: | 0 | | | | |
| : | | | | | | | |

Chesterfield

| | | | | | | | |
|----------------|---|---------|---|----------------------|---|----------|-----|
| Women: | 0 | Men: | 0 | Total: | 0 | Avg Age: | N/A |
| Whites: | 0 | Blacks: | 0 | Hispanic/Other: | 0 | | |
| Gun: | 0 | Knife: | 0 | Struck by/Against | 0 | | |
| Strangulation: | | Other: | 0 | | | | |
| : | | | | | | | |

Clarendon

| | | | | | | | |
|----------------|---|---------|---|----------------------|---|----------|-----|
| Women: | 0 | Men: | 0 | Total: | 0 | Avg Age: | N/A |
| Whites: | 0 | Blacks: | 0 | Hispanic/Other: | 0 | | |
| Gun: | 0 | Knife: | 0 | Struck by/Against | 0 | | |
| Strangulation: | | Other: | 0 | | | | |
| : | | | | | | | |

Colleton

| | | | | | | | |
|----------------|---|---------|---|----------------------|---|----------|-----|
| Women: | 0 | Men: | 0 | Total: | 0 | Avg Age: | N/A |
| Whites: | 0 | Blacks: | 0 | Hispanic/Other: | 0 | | |
| Gun: | 0 | Knife: | 0 | Struck by/Against | 0 | | |
| Strangulation: | | Other: | 0 | | | | |
| : | | | | | | | |

Darlington

| | | | | | | | |
|----------------|---|---------|---|----------------------|---|----------|----|
| Women: | 0 | Men: | 0 | Total: | 0 | Avg Age: | 24 |
| Whites: | 0 | Blacks: | 0 | Hispanic/Other: | 0 | | |
| Gun: | 0 | Knife: | 0 | Struck by/Against | 0 | | |
| Strangulation: | | Other: | 0 | | | | |
| : | | | | | | | |

Dillon

| | | | | | | | |
|----------------|---|---------|---|----------------------|---|----------|-----|
| Women: | 1 | Men: | 0 | Total: | 1 | Avg Age: | N/A |
| Whites: | 0 | Blacks: | 1 | Hispanic/Other: | 0 | | |
| Gun: | 1 | Knife: | 0 | Struck by/Against | 0 | | |
| Strangulation: | | Other: | 0 | | | | |
| : | | | | | | | |

Dorchester

| | | | | | | | |
|----------------|---|---------|---|----------------------|---|----------|----|
| Women: | 1 | Men: | 1 | Total: | 2 | Avg Age: | 47 |
| Whites: | 1 | Blacks: | 1 | Hispanic/Other: | 0 | | |
| Gun: | 2 | Knife: | 0 | Struck by/Against | 0 | | |
| Strangulation: | | Other: | 0 | | | | |
| : | | | | | | | |

Edgefield

| | | | | | | | |
|----------------|---|---------|---|----------------------|---|----------|-----|
| Women: | 0 | Men: | 0 | Total: | 0 | Avg Age: | N/A |
| Whites: | 0 | Blacks: | 0 | Hispanic/Other: | 0 | | |
| Gun: | 0 | Knife: | 0 | Struck by/Against | 0 | | |
| Strangulation: | | Other: | 0 | | | | |
| : | | | | | | | |

Fairfield

| | | | | | | | |
|----------------|---|---------|---|----------------------|---|----------|-----|
| Women: | 0 | Men: | 0 | Total: | 0 | Avg Age: | N/A |
| Whites: | 0 | Blacks: | 0 | Hispanic/Other: | 0 | | |
| Gun: | 0 | Knife: | 0 | Struck by/Against | 0 | | |
| Strangulation: | | Other: | 1 | | | | |
| : | | | | | | | |

Florence

| | | | | | | | |
|----------------|---|---------|---|----------------------|---|----------|----|
| Women: | 3 | Men: | 0 | Total: | 3 | Avg Age: | 43 |
| Whites: | 1 | Blacks: | 2 | Hispanic/Other: | 0 | | |
| Gun: | 3 | Knife: | 0 | Struck by/Against | 0 | | |
| Strangulation: | | Other: | 0 | | | | |
| : | | | | | | | |

Georgetown

| | | | | | | | |
|----------------|---|---------|---|----------------------|---|----------|-----|
| Women: | 0 | Men: | 0 | Total: | 0 | Avg Age: | N/A |
| Whites: | 0 | Blacks: | 0 | Hispanic/Other: | 0 | | |
| Gun: | 0 | Knife: | 0 | Struck by/Against | 0 | | |
| Strangulation: | 0 | Other: | 0 | | | | |

Greenville

| | | | | | | | |
|----------------|---|---------|---|----------------------|---|----------|----|
| Women: | 3 | Men: | 1 | Total: | 4 | Avg Age: | 35 |
| Whites: | 3 | Blacks: | 1 | Hispanic/Other: | 1 | | |
| Gun: | 2 | Knife: | 1 | Struck by/Against | 0 | | |
| Strangulation: | | Other: | 1 | | | | |

Greenwood

| | | | | | | | |
|----------------|---|---------|---|----------------------|---|----------|----|
| Women: | 1 | Men: | 0 | Total: | 0 | Avg Age: | 44 |
| Whites: | 0 | Blacks: | 1 | Hispanic/Other: | 0 | | |
| Gun: | 1 | Knife: | 0 | Struck by/Against | 0 | | |
| Strangulation: | | Other: | 0 | | | | |

Hampton

| | | | | | | | |
|----------------|---|---------|---|----------------------|---|----------|----|
| Women: | 1 | Men: | 0 | Total: | 1 | Avg Age: | 30 |
| Whites: | 0 | Blacks: | 1 | Hispanic/Other: | 0 | | |
| Gun: | 1 | Knife: | 0 | Struck by/Against | 0 | | |
| Strangulation: | | Other: | 0 | | | | |

Horry

| | | | | | | | |
|----------------|---|---------|---|----------------------|---|----------|----|
| Women: | 3 | Men: | 0 | Total: | 3 | Avg Age: | 32 |
| Whites: | 3 | Blacks: | 1 | Hispanic/Other: | 0 | | |
| Gun: | 2 | Knife: | 1 | Struck by/Against | 1 | | |
| Strangulation: | | Other: | 0 | | | | |

Jasper

| | | | | | | | |
|----------------|---|---------|---|----------------------|---|----------|----|
| Women: | 1 | Men: | 1 | Total: | 1 | Avg Age: | 39 |
| Whites: | 1 | Blacks: | 1 | Hispanic/Other: | 0 | | |
| Gun: | 1 | Knife: | 0 | Struck by/Against | 1 | | |
| Strangulation: | | Other: | 0 | | | | |
| : | | | | | | | |

Kershaw

| | | | | | | | |
|----------------|---|---------|---|----------------------|---|----------|----|
| Women: | 1 | Men: | 0 | Total: | 0 | Avg Age: | 20 |
| Whites: | 1 | Blacks: | 0 | Hispanic/Other: | 0 | | |
| Gun: | 1 | Knife: | 0 | Struck by/Against | 0 | | |
| Strangulation: | | Other: | 0 | | | | |
| : | | | | | | | |

Lancaster

| | | | | | | | |
|----------------|---|---------|---|----------------------|---|----------|-----|
| Women: | 0 | Men: | 0 | Total: | 0 | Avg Age: | N/A |
| Whites: | 0 | Blacks: | 0 | Hispanic/Other: | 0 | | |
| Gun: | 0 | Knife: | 0 | Struck by/Against | 0 | | |
| Strangulation: | | Other: | 0 | | | | |
| : | | | | | | | |

Laurens

| | | | | | | | |
|----------------|---|---------|---|----------------------|---|----------|----|
| Women: | 1 | Men: | 0 | Total: | 0 | Avg Age: | 24 |
| Whites: | 1 | Blacks: | 0 | Hispanic/Other: | 0 | | |
| Gun: | 0 | Knife: | 1 | Struck by/Against | 0 | | |
| Strangulation: | | Other: | 0 | | | | |
| : | | | | | | | |

Lee

| | | | | | | | |
|----------------|---|---------|---|----------------------|---|----------|-----|
| Women: | 0 | Men: | 0 | Total: | 0 | Avg Age: | N/A |
| Whites: | 0 | Blacks: | 0 | Hispanic/Other: | 0 | | |
| Gun: | 0 | Knife: | 0 | Struck by/Against | 0 | | |
| Strangulation: | | Other: | 0 | | | | |
| : | | | | | | | |

Lexington

| | | | | | | | |
|----------------|---|---------|---|----------------------|---|----------|-----|
| Women: | 0 | Men: | 0 | Total: | | Avg Age: | N/A |
| Whites: | 0 | Blacks: | | Hispanic/Other: | 0 | | |
| Gun: | | Knife: | | Struck by/Against | 0 | | |
| Strangulation: | | Other: | 0 | | | | |

:

Marion

| | | | | | | | |
|----------------|---|---------|---|----------------------|---|----------|----|
| Women: | 1 | Men: | 0 | Total: | 1 | Avg Age: | 25 |
| Whites: | 1 | Blacks: | 0 | Hispanic/Other: | 0 | | |
| Gun: | 1 | Knife: | 1 | Struck by/Against | 0 | | |
| Strangulation: | | Other: | 0 | | | | |

:

Marlboro

| | | | | | | | |
|----------------|---|---------|---|----------------------|---|----------|-----|
| Women: | 0 | Men: | 0 | Total: | 0 | Avg Age: | N/A |
| Whites: | 0 | Blacks: | 0 | Hispanic/Other: | 0 | | |
| Gun: | 0 | Knife: | 0 | Struck by/Against | 0 | | |
| Strangulation: | | Other: | 0 | | | | |

:

McCormick

| | | | | | | | |
|----------------|---|---------|---|----------------------|---|----------|-----|
| Women: | 0 | Men: | 0 | Total: | 0 | Avg Age: | N/A |
| Whites: | 0 | Blacks: | 0 | Hispanic/Other: | 0 | | |
| Gun: | 0 | Knife: | 0 | Struck by/Against | 0 | | |
| Strangulation: | | Other: | 0 | | | | |

:

Newberry

| | | | | | | | |
|----------------|---|---------|---|----------------------|---|----------|----|
| Women: | 1 | Men: | 0 | Total: | 0 | Avg Age: | 63 |
| Whites: | 1 | Blacks: | 0 | Hispanic/Other: | 0 | | |
| Gun: | 0 | Knife: | 0 | Struck by/Against | 1 | | |
| Strangulation: | | Other: | 0 | | | | |

:

Oconee

| | | | | | | | |
|----------------|---|---------|---|----------------------|---|----------|----|
| Women: | 1 | Men: | 0 | Total: | 1 | Avg Age: | 21 |
| Whites: | 0 | Blacks: | 1 | Hispanic/Other: | 0 | | |
| Gun: | 1 | Knife: | 0 | Struck by/Against | 0 | | |
| Strangulation: | 0 | Other: | 0 | | | | |

:

Orangeburg

| | | | | | | | |
|----------------|---|---------|---|----------------------|---|----------|----|
| Women: | 2 | Men: | 0 | Total: | 1 | Avg Age: | 44 |
| Whites: | 0 | Blacks: | 1 | Hispanic/Other: | 0 | | |
| Gun: | 0 | Knife: | 0 | Struck by/Against | 1 | | |
| Strangulation: | 1 | Other: | 0 | | | | |
| : | | | | | | | |

Pickens

| | | | | | | | |
|----------------|---|---------|---|----------------------|---|----------|----|
| Women: | 0 | Men: | 1 | Total: | 1 | Avg Age: | 31 |
| Whites: | 1 | Blacks: | 0 | Hispanic/Other: | 0 | | |
| Gun: | 1 | Knife: | 0 | Struck by/Against | 0 | | |
| Strangulation: | | Other: | 0 | | | | |
| : | | | | | | | |

Richland

| | | | | | | | |
|----------------|---|---------|---|----------------------|---|----------|----|
| Women: | 0 | Men: | 0 | Total: | 2 | Avg Age: | 36 |
| Whites: | 0 | Blacks: | 2 | Hispanic/Other: | 0 | | |
| Gun: | 1 | Knife: | 1 | Struck by/Against | 0 | | |
| Strangulation: | | Other: | 0 | | | | |
| : | | | | | | | |

Saluda

| | | | | | | | |
|----------------|---|---------|---|----------------------|---|----------|-----|
| Women: | 0 | Men: | 0 | Total: | 0 | Avg Age: | N/A |
| Whites: | 0 | Blacks: | 0 | Hispanic/Other: | 0 | | |
| Gun: | 0 | Knife: | 0 | Struck by/Against | 0 | | |
| Strangulation: | | Other: | 0 | | | | |
| : | | | | | | | |

Spartanburg

| | | | | | | | |
|----------------|---|---------|---|----------------------|---|----------|----|
| Women: | 3 | Men: | 1 | Total: | 4 | Avg Age: | 38 |
| Whites: | 1 | Blacks: | 3 | Hispanic/Other: | 0 | | |
| Gun: | 4 | Knife: | 0 | Struck by/Against | 0 | | |
| Strangulation: | | Other: | 0 | | | | |
| : | | | | | | | |

Sumter

| | | | | | | | |
|----------------|---|---------|---|----------------------|---|----------|----|
| Women: | 1 | Men: | 0 | Total: | 1 | Avg Age: | 31 |
| Whites: | 0 | Blacks: | 1 | Hispanic/Other: | 0 | | |
| Gun: | 1 | Knife: | 0 | Struck by/Against | 0 | | |
| Strangulation: | | Other: | 0 | | | | |
| : | | | | | | | |

Union

| | | | | | | | |
|----------------|---|---------|---|----------------------|---|----------|-----|
| Women: | 0 | Men: | 0 | Total: | 0 | Avg Age: | N/A |
| Whites: | 0 | Blacks: | 0 | Hispanic/Other: | 0 | | |
| Gun: | 0 | Knife: | 0 | Struck by/Against | 0 | | |
| Strangulation: | | Other: | 0 | | | | |
| : | | | | | | | |

Williamsburg

| | | | | | | | |
|----------------|---|---------|---|----------------------|---|----------|----|
| Women: | 0 | Men: | 1 | Total: | 0 | Avg Age: | 44 |
| Whites: | 1 | Blacks: | 0 | Hispanic/Other: | 0 | | |
| Gun: | 1 | Knife: | 0 | Struck by/Against | 0 | | |
| Strangulation: | | Other: | 0 | | | | |
| : | | | | | | | |

York

| | | | | | | | |
|----------------|---|---------|---|----------------------|---|----------|----|
| Women: | 0 | Men: | 1 | Total: | 1 | Avg Age: | 64 |
| Whites: | 1 | Blacks: | 0 | Hispanic/Other: | 0 | | |
| Gun: | 0 | Knife: | 0 | Struck by/Against | 0 | | |
| Strangulation: | | Other: | 1 | | | | |
| : | | | | | | | |